


# Blessed is the Kingdom: An Orthodox Church School Curriculum



## Lesson 13      **Preschool**

### Scripture: The Old Testament

Objective: Students will understand that the Old Testament gives the law and looks forward to Christ.



### Lesson Introduction

5 min

Start by **listening** to the Liturgy Link of the Prokeimenon:

*When does the Prokeimenon take place in the Liturgy? (Before the Epistle reading or reading from the Bible)*

*The Prokeimenon is a Bible verse. Do you know what book of the Bible the verses are from? (The book of Psalms) Psalms is a book of songs by the people of Israel. They can sometimes be called the Psalms of David because he wrote a number of them. Many types of emotions and feelings are expressed in the book of Psalms. Let's play a game called the Emotions of Psalms. One of the emotions we see a lot of in Psalms is rejoicing or praising. Show me what your face might look like if you were happy about something.*

Have students show you a look of joy or excitement to express them rejoicing or praising. This might include a large smile, some laughter, and even a bit up jumping up and down. Go through the other 3 emotions listed below with the students.

*Repenting or lamenting (this may look sad or mournful with a frown, tears, and looking down)*

*Questioning or petitioning (this may look confused or pleading with hands clasped together)*

*Complaining or grumbling (this may look grumpy or angry with a furrowed brow and a frown)*

Explain that you are going to call out one of the emotions. Students will act out the emotion. Repeat this as many times as you would like.

### Opening Prayer

O Heavenly King, the Comforter, the Spirit of Truth who art everywhere and fillest all things. Treasury of Blessings, and Giver of Life: Come and abide in us, and cleanse us from every impurity, and save our souls, O Good one.

### Liturgy Links

<https://www.oca.org/media/video/20th-aac-thursday-morning-divine-liturgy>

### The Prokeimenon

Skip to 44:55-46:10 for this portion

### Supplies Needed

- Audio of the Prokeimenon

# Lesson—25 min

## Supplies Needed

- Old Testament Book Shelf Printable
- Old Testament Book Printable
- Scissors (one per student)
- Crayons or Markers
- Orthodox Study Bible (one for the teacher)

## Teacher Resources

### OCA Essential Orthodox Christian Beliefs: A Manual for Adult Instruction

<https://www.oca.org/cdn/PDFs/2023-0609-EOCB.pdf>

Chapter 7 The Scriptures in the Orthodox Church

### The Old Testament Law

<https://www.oca.org/orthodoxy/the-orthodox-faith/doctrine-scripture/old-testament/law>

### The Old Testament History

<https://www.oca.org/orthodoxy/the-orthodox-faith/doctrine-scripture/old-testament/history>

### The Old Testament Wisdom

<https://www.oca.org/orthodoxy/the-orthodox-faith/doctrine-scripture/old-testament/wisdom>

### The Old Testament Prophecy

<https://www.oca.org/orthodoxy/the-orthodox-faith/doctrine-scripture/old-testament/prophets>

### Psalms

<https://www.oca.org/orthodoxy/the-orthodox-faith/doctrine-scripture/old-testament/psalms>

**Take** out your Orthodox Study Bible. **Hold** it up, and **say**:

*Today we are going to talk about the Bible. The Bible is a series of books almost like a library of books. These books are separated into two parts. Can anyone name the two parts? (Old Testament and New Testament)*

*Psalms which we just talked about is one of the books in the Old Testament. Today we are going to talk about the Old Testament or the first part of the Bible. The Old Testament talks about the Creation of the world and the generations of people that led to Christ. It looks forward to Christ!*

*The Orthodox Study Bible Old Testament has 47 books in it. These can be organized into four categories:*

- *Books about the Law or rules God set forth for his people.*
- *Books about the History of God's people.*
- *Books of Wisdom to guide God's people.*
- *And Books of Prophecy that told of future events and Christ coming.*

**Hand out** the Old Testament Book Shelf printable. Decide based on the amount of time you have and the ability of your class if you'd like them to each have a Full Color Book Shelf, a Coloring Page Book Shelf, or a Build Your Own Book shelf. The Build Your Own requires cutting and gluing (the cutting could be done prior to class), the black and white coloring page requires them just to color a premade page, and the full color just requires pointing and looking.


**Start** by pointing out, coloring, or gluing The Old Testament words to the page. Then **say**:

*This is the book shelf library for the Old Testament. Why do you think we have four book shelves?*

(There are 4 categories of books in the Old Testament. Let's review them.)

As you go over each book shelf have students, **point** to, **color**, or **glue** their shelves and the books on them. **Review** the purpose of each category of books.

- *Books about the Law or rules God set forth for his people.*
- *Books about the History of God's people.*
- *Books of Wisdom to guide God's people.*
- *And Books of Prophecy that told of future events and Christ coming.*



# Lesson Continued

## 5 Minute Bonus

### Old Testament Icon Walk

Walk through your church and look at the icons. Point out all the icons that have images of people from the Old Testament.



Once all of the books and shelves are completed, students may **color** or **glue** the plants, candles, and icon onto their shelves. **Ask:**

*What is this an icon of? (Adam and Eve's Expulsion from the Garden of Eden) What does expulsion mean? (Removed or thrown out) Why did they get removed from the Garden of Eden? (They disobeyed God. They ate the fruit He told them not to eat. They sinned, and this separated them from God. The Old Testament is giving the Law to help bring God's people back to him. It looks forward to Christ.)*

*The story of Adam and Eve can be found in the Bible. What part of the Bible do you think it is found in? (Old Testament) It's in the first book of the Bible. What book is that? (Genesis) Let's find Genesis in our Bibles.*

**Turn** to the first page of Genesis. Have students **look** at the top of the page and read the word "Genesis", and then **say:**

*Today we are going to have an Old Testament Scavenger Hunt. I have hidden four envelopes around the classroom. See if you can find number 1.*

Have students **search** for the envelope, **open** it, and then **say:**

*The first book of the Old Testament, Genesis, starts with a story about God creating the world. Let's review what all God made.*


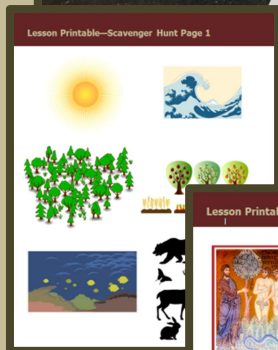
**Go over** the images in the envelope, and then have students **search** for the 2<sup>nd</sup> envelope and **open** it.

*This envelop has a picture of a fruit tree, a snake, and an icon. Do you recognize who this is an icon of? (Adam and Eve) Why would we have a fruit tree and a snake in this envelope? Remember the story of Adam and Eve disobeying God and being disconnected from Him. This story also takes place in the first book of the Old Testament, Genesis.*

Continue by **searching** for envelope 3 and then envelope 4:

*Let's open envelope 3. Does anyone recognize who is in this icon? (Moses) Or what these stone tablets are? (The 10 Commandments) God gave Moses the 10 commandments as part of the Law to help lead God's people back to Him. The Old Testament gives us the Law.*

*Envelope 4 has an image of a cross. And what is this an icon of? (Jesus on the cross) The Old Testament looks forward to Christ—it tells of His coming and how Jesus will help lead us back to a connection with God.*



## Lesson Activities

### Bible Tote Bag—10 min

**Supplies needed: tote bag, cross printable (one per student), tape, foam circle brushes, fabric paint, cardboard to put inside bags**

Prior to class print the cross printable, cut them out, and tape them onto the center of the tote bags. Cover the tables as this can get a bit messy, and have wipes available to clean hands afterwards. Have students insert a piece of cardboard into the tote bag, so the paint doesn't bleed through. Using the foam circle brushes and fabric paint, students place dots around the cross tightly at the border of the cross and then spaced out near the edges of the bag. Once dry the cardboard can be removed.




### Old Testament Jenga—10 min

**Supplies needed: Jenga game (1 for every 5-6 students); printable Jenga images, scissors, tape or glue**

Prior to class, print the Jenga images, cut them out, and glue or tape them to the Jenga blocks.

Stack the blocks and play Jenga as you usually would. However, each time they pull a block if they get an image, they should tell what the image is from. They also must do something active, such as "do 10 jumping jacks" or "spin in a circle 3 times". Play continues until the tower tumbles.

If possible you can save the Jenga game in the classroom, and add images to it throughout the church school year. This becomes a great way to reviews everything that has been taught.



### Closing Thoughts— 5 min


*Ask: If the Old Testament looks forward to Christ, what do you think the New Testament does?*

Take answers, but let them know that this will be the lesson for next week!


### Closing Prayer

It is truly meet to bless you, O Theotokos, ever-blessed and most pure, and the Mother of our God. More honorable than the Cherubim, and more glorious beyond compare than the Seraphim, without defilement you gave birth to God the Word. True Theotokos we magnify you!


# The Old Testament



## The Books of Law



## The Books of History




## The Books of Wisdom

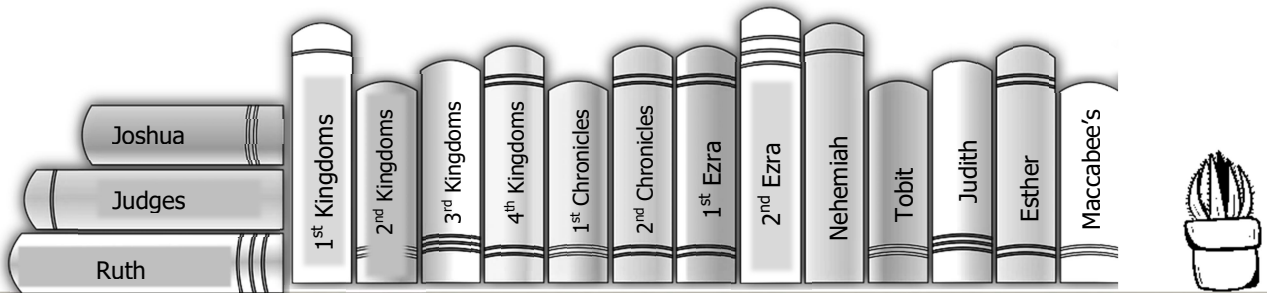


## The Books of Prophecy

# The Old Testament



## The Books of Law



## The Books of History



## The Books of Wisdom



## The Books of Prophecy

# The Old Testament



**The Books of Law**

**The Books of History**


**The Books of Wisdom**

**The Books of Prophecy**



**The Old Testament Printable Build Your Own**

# The Old Testament



The Books of Law






The Books of History

The Books of Wisdom



The Books of Prophecy





# Lesson Printable—Scavenger Hunt Page 1



# Lesson Printable—Scavenger Hunt Page 2




# Lesson Printable—Scavenger Hunt Page 3





**Lesson Printable—Cross**



# Lesson Printable—Jenga Images

