


Blessed is the Kingdom: An Orthodox Church School Curriculum



Lesson 13 K-2nd grades

Scripture: The Old Testament

Objective: Students will understand that the Old Testament gives the law and looks forward to Christ.

Lesson Introduction

5 min

Start by **listening** to the Liturgy Link of the Prokeimenon:

When does the Prokeimenon take place in the Liturgy? (Before the Epistle reading or reading from the Bible)

The Prokeimenon is a Bible verse. Do you know what book of the Bible the verses are from? (The book of Psalms) Psalms is a book of songs by the people of Israel. They can sometimes be called the Psalms of David because he wrote a number of them. Many types of emotions and feelings are expressed in the book of Psalms. Let's play a game called the Emotions of Psalms. One of the emotions we see a lot of in Psalms is rejoicing or praising. Show me what your face might look like if you were rejoicing over something.

Have students show you a look of joy or excitement to express them rejoicing or praising. This might include a large smile, some laughter, and even a bit up jumping up and down. Go through the other 3 emotions listed below with the students.

Repenting or lamenting (this may look sad or mournful with a frown, tears, and looking down)

Questioning or petitioning (this may look confused or pleading with hands clasped together)

Complaining or grumbling (this may look grumpy or angry with a furrowed brow and a frown)

Explain that you are going to turn your back, and count to three. On three students will choose an emotion to show on their face. You will turn around and call out one of the emotions. If you pick the emotion they are displaying, then that student will stand and jump up and down 5 times before sitting back down. Repeat this as many times as you would like.



Opening Prayer

O Heavenly King, the Comforter, the Spirit of Truth who art everywhere and fillest all things. Treasury of Blessings, and Giver of Life: Come and abide in us, and cleanse us from every impurity, and save our souls, O Good one.

Liturgy Links

<https://www.oca.org/media/video/20th-aac-thursday-morning-divine-liturgy>

The Prokeimenon

Skip to 44:55-46:10 for this portion

Supplies Needed

- Audio of the Prokeimenon

Lesson—25 min

Supplies Needed

- Old Testament Book Shelf Printable
- Old Testament Book Printable
- Scissors (one per student)
- Crayons or Markers
- Orthodox Study Bible (one per student if possible)

Teacher Resources

OCA Essential Orthodox Christian Beliefs: A Manual for Adult Instruction

<https://www.oca.org/cdn/PDFs/2023-0609-EOCB.pdf>

Chapter 7 The Scriptures in the Orthodox Church

The Old Testament Law

<https://www.oca.org/orthodoxy/the-orthodox-faith/doctrine-scripture/old-testament/law>

The Old Testament History

<https://www.oca.org/orthodoxy/the-orthodox-faith/doctrine-scripture/old-testament/history>

The Old Testament Wisdom

<https://www.oca.org/orthodoxy/the-orthodox-faith/doctrine-scripture/old-testament/wisdom>

The Old Testament Prophecy

<https://www.oca.org/orthodoxy/the-orthodox-faith/doctrine-scripture/old-testament/prophets>

Psalms

<https://www.oca.org/orthodoxy/the-orthodox-faith/doctrine-scripture/old-testament/psalms>

Take out your Orthodox Study Bible. **Hold** it up, and **say**:

Today we are going to talk about the Bible. The Bible is a series of books almost like a library of books. These books are separated into two parts. Can anyone name the two parts? (Old Testament and New Testament)

Psalms which we just talked about is one of the books in the Old Testament. Today we are going to talk about the Old Testament or the first part of the Bible. The Old Testament talks about the Creation of the world and the generations of people that led to Christ. It looks forward to Christ!

The Orthodox Study Bible Old Testament has 47 books in it. These can be organized into four categories:

- *Books about the Law or rules God set forth for his people.*
- *Books about the History of God's people.*
- *Books of Wisdom to guide God's people.*
- *And Books of Prophecy that told of future events and Christ coming.*

Hand out the Old Testament Book Shelf printable. Decide based on the amount of time you have and the ability of your class if you'd like them to each have a Full Color Book Shelf, a Coloring Page Book Shelf, or a Build Your Own Book shelf. The Build Your Own requires cutting and gluing (the cutting could be done prior to class), the black and white coloring page requires them just to color a premade page, and the full color just requires pointing and looking.


Start by pointing out, coloring, or gluing The Old Testament words to the page. Then **say**:

This is the book shelf library for the Old Testament. Why do you think we have four book shelves?

(There are 4 categories of books in the Old Testament. Let's review them.)

As you go over each book shelf have students, **point** to, **color**, or **glue** their shelves and the books on them. **Review** the purpose of each category of books.

- *Books about the Law or rules God set forth for his people.*
- *Books about the History of God's people.*
- *Books of Wisdom to guide God's people.*
- *And Books of Prophecy that told of future events and Christ coming.*



Lesson Continued

5 Minute Bonus

Old Testament Icon Walk

Walk through your church and look at the icons. Point out all the icons that have images of people from the Old Testament.

Supplemental Ideas

Four Corners; Four Categories Game

Write each of the four categories of Books of the Old Testament onto separate pieces of paper. One for Law, one for History, one for Wisdom, and one for Prophecy. Place each of the papers in a corner of the room. Students gather in the middle of the room. One student is the counter and closes their eyes. While they count to 10, the other students choose a corner and stand quietly in it. With their eyes still closed, the counter names one of the categories of books of the Old Testament. Any students in that corner are out. The counter recloses their eyes and counts to 10 again, while students still in, choose a corner again. The counter calls out a category again, students in that corner are eliminated. Play continues until only one player remains: they become the new counter.

Once all of the books and shelves are completed, students may **color** or **glue** the plants, candles, and icon onto their shelves. As you look at the icon, **ask**:

What is this an icon of? (Adam and Eve's Expulsion from the Garden of Eden)

What does expulsion mean? (Removed or thrown out)



Why did they get removed from the Garden of Eden? (They disobeyed God. They ate the fruit He told them not to eat. They sinned, and this separated them from God. The Old Testament is giving the Law to help bring God's people back to him. It looks forward to Christ.)

Hand out Orthodox Study Bibles, and then **say**:

The story of Adam and Eve can be found in the Bible. What part of the Bible do you think it is found in? (Old Testament) It's in the first book of the Bible. What book is that? (Genesis) Let's find Genesis in our Bibles.

Turn to the first page of Genesis. Have students **look** at the top of the page and read the word "Genesis". Next **point** out the big number 1 at the top of the page, and **say**:

The books of the Bible are like chapter books. The big numbers you find are telling you what chapter you are on. Do you see any other numbers on this page? (Yes little ones.) The little numbers are telling you what verse you are on. This helps you be able to find the same spot in the Bible quickly. Can you find the little number 2? Then the little number 3? And the little number 4?

Keep going until they get the hang of finding the little numbers. Next have the **turn** the page and find the big number 2. **Ask**:

*What do the big numbers mean again? (A new chapter)
How many chapters does Genesis have? (50)
What book comes after Genesis? (Exodus)
Exodus tells the story of Moses. How many chapters are in Exodus? (40)*

Continue asking students to find different books of the Bible. Then **ask** them to start finding a specific book and chapter in the Bible. Finally **ask** them to find a specific book, chapter, and verse in the Bible. If they get really good at this, you can make it a race to see who can find it the fastest. The goal is to get them to start to be comfortable with the structure of the Bible and the layout of it.

Lesson Activities

Bible Tote Bag—10 min

Supplies needed: tote bag, cross printable (one per student), tape, foam circle brushes, fabric paint, cardboard to put inside bags

Prior to class print the cross printable and cut out the cross, one per student. Cover the tables as this can get a bit messy, and have wipes available to clean hands afterwards. Have students insert a piece of cardboard into the tote bag, so the paint doesn't bleed through. Then tape the cross onto the center of the tote bag. Using the foam circle brushes and fabric paint, students place dots around the cross tightly at the border of the cross and then spaced out near the edges of the bag. Once dry the cardboard can be removed.




Old Testament Jenga—10 min

Supplies needed: Jenga game (1 for every 5-6 students); Orthodox Student Bibles

Prior to class, write the books of the Old Testament onto the Jenga blocks. There are typically 54 blocks in a Jenga set, and only 47 books in the Old Testament. For the extra 7 blocks, write something active like "do 10 jumping jacks", "run around the room 3 times", or "spin in a circle 3 times".

Students stack the blocks and play Jenga as you usually would. However, each time they pull a block if they get an action one, they must complete the action. If they pull an Old Testament book, then they must find the book in the Orthodox Student Bible. Play until the tower tumbles.



Closing Thoughts— 5 min


Ask: If the Old Testament looks forward to Christ, what do you think the New Testament does?

Take answers, but let them know that this will be the lesson for next week!


Closing Prayer

It is truly meet to bless you, O Theotokos, ever-blessed and most pure, and the Mother of our God. More honorable than the Cherubim, and more glorious beyond compare than the Seraphim, without defilement you gave birth to God the Word. True Theotokos we magnify you!


The Old Testament



The Books of Law



The Books of History




The Books of Wisdom




The Books of Prophecy

The Old Testament



The Books of Law



The Books of History



The Books of Wisdom



The Books of Prophecy

The Old Testament



The Books of Law

The Books of History


The Books of Wisdom

The Books of Prophecy



The Old Testament Printable Build Your Own

The Old Testament



The Books of Law

The Books of History

The Books of Wisdom

The Books of Prophecy



Lesson Printable—Cross

